



**ENTERPRISE PARTNERSHIP SCHEME
POSTDOCTORAL FELLOWSHIP**

2019

GUIDE FOR APPLICANTS
Including details of the **ONLINE APPLICATION SYSTEM (OLS)**

Important dates

Call Open	16:00 (Irish time), 25 July 2018
FAQ Deadline	16:00 (Irish time), 22 August 2018
Applicant Deadline	16:00 (Irish time), 5 September 2018
Academic Mentor ('Mentor in Ireland') / Enterprise Mentor / Referees Deadline	16:00 (Irish time), 12 September 2018
Research Office Endorsement Deadline	16:00 (Irish time), 19 September 2018
Outcome of Scheme	30 November 2018
Fellowship start date	1 March 2019

***Due to heavy server traffic on the closing day of the competition, applicants are strongly advised to submit applications well in advance of the closing day of the competition.**

CONTENTS

1.	ABOUT THE GUIDE FOR APPLICANTS.....	3
2.	IMPORTANT APPLICATION ADVICE	3
3.	USING THE ONLINE APPLICATION SYSTEM	4
4.	REGISTERING AS AN APPLICANT FOR THE FIRST TIME.....	5
5.	CREATING AN APPLICATION	7
6.	EDITING AN APPLICATION	9
7.	ADDING THE ACADEMIC MENTOR ("MENTOR IN IRELAND").....	10
8.	ADDING AN ENTERPRISE PARTNER	11
9.	ADDING AN ENTERPRISE MENTOR.....	13
10.	ADDING REFEREES TO AN APPLICATION.....	14
11.	ACADEMIC QUALIFICATIONS	15
12.	PROPOSED RESEARCH	16
13.	ETHICAL AND GENDER STATEMENTS.....	16
14.	RESEARCH MOBILITY, WORK EXPERIENCE, PUBLICATIONS.....	16
15.	COMPLETING THE APPLICATION	16
17.	ENDORSEMENT OF APPLICATIONS.....	17
19.	INFORMATION FOR SUCCESSFUL APPLICANTS.....	18
	APPENDIX I: RESEARCH CATEGORISATION.....	19
	APPENDIX II: Guidance on the Sex/Gender Dimension Statement.....	30

1. ABOUT THE GUIDE FOR APPLICANTS

- This guide provides practical information to potential applicants in preparing and submitting an application for an Irish Research Council Enterprise Partnership Scheme.
- The Irish Research Council Enterprise Partnership Scheme is governed by the Terms and Conditions and award acceptance form. The content of this guide is for general information purposes only. In the event of a discrepancy arising between this guide and the Terms and Conditions and/or Award Acceptance Form, the latter documents will prevail.
- Applicants are strongly recommended to familiarise themselves with the Terms and Conditions and carefully read any frequently asked questions (FAQ) before submitting their application. All documents are available on the Irish Research Council website.
- The Council reserves the right to revise all guides.

2. IMPORTANT APPLICATION ADVICE

- Applications for an Enterprise Partnership Scheme Fellowship can be made in any discipline. Please consult the research categorisation document in Appendix 1 for further descriptions of the primary areas, disciplines and other research areas covered.
- For reasons of transparency and fairness to all applicants, **the Council will not enter into written or telephone correspondence with individual applicants.** In particular, the Council will not be in a position to review any eligibility issues.
- While the call is open, you should contact the research office with questions, i.e. the office of the Vice-President/Dean of Research, as applicable in your proposed higher education institution for information and clarification on the call. It is highly recommended that applicants contact the office well in advance of submitting an application.
- If your research office is unable to answer your query, they should email it to schemes@research.ie for answer through the **frequently asked questions (FAQ) process.** An updated FAQ document will be published weekly on the [Council website](#). The FAQ process will close at exactly **16:00 (Irish time), 22 August 2018.**
- Prior to creating an application, you must contact and discuss your research project with your proposed academic mentor(s) and enterprise mentor. Please do not add anyone to your application without their prior approval. It is the sole responsibility of the applicant to inform the proposed participants and referees of their nomination. This should be done well in advance of completing the online application process.
- The Council **strongly encourages the submission of applications and participant forms well in advance of the relevant deadline** as heavy server traffic on the day may slow down their submission. Applicants are advised not to wait until the day of the deadline to register on the system or submit their application. If you need to submit your application on the closing day, please allow at least six hours before the deadline.

Applications to this scheme will **be deemed ineligible and will not be considered for funding if:**

- the applicant submits more than one application.
- an application has not been submitted via the online system. No hardcopies or email forms will be accepted;
- an application is late or otherwise submitted subsequent to the advertised applicant closing date of **16:00 (Irish time), 5 September 2018;**
- an application does not have all the required participant forms (Academic Mentor ('Mentor in Ireland'), Enterprise Mentor and two Referee Forms) completed in full, within the word counts and submitted via the OLS only on the Council website www.research.ie by the deadline of **16:00 (Irish time), 12 September 2018.** (No hardcopies or email forms will be accepted);
- an application is incomplete (e.g. does not have all documents requested);
- an application exceeds the word/page limits;
- an application includes sections that are incomplete;
- an application includes additional materials other than those requested;
- an application includes materials in a format other than as requested (PDF format must be used);
- the research project as proposed in the application form has previously been funded in full or in part, by the Council² or by another Funding Agency/Department;
- the application is not endorsed by the applicant's institution, by the Vice-President/Dean of Research, or by their authorised nominees (to be authorised by the VP/Dean of Research only) via the OLS only on the Council website www.research.ie by the deadline of **16:00 (Irish time), 19 September 2018.**
- canvassing on behalf of applicants occurs.

3. USING THE ONLINE APPLICATION SYSTEM

- Before using the system, please clear your cache and download the most recent version of Chrome. The online system is operational using the following browsers:
 - Google Chrome: two most recent versions
 - Microsoft Internet Explorer: version 9.0 and higher
 - Mozilla Firefox: two most recent versions
 - Safari: two most recent versions
- If you have a technical issue regarding use of the online system, please read these guidelines and the FAQ document available on our website. If your issue is not addressed through either of these mechanisms, only then should you email schemes@research.ie with an outline of your technical issue and a screenshot.
- Applicants should not log into their profile or application form in different browsers at the same time. This may cause the system to invalidate your login session and any information you have entered will be lost.
- If you enter information and do not click the 'save' button before navigating away from the page, this information will be lost.

² Following the merger of IRCHSS and IRCSET, Irish Research Council schemes subsume previous IRCHSS and IRCSET schemes.

Overview of the application steps:

1. Read the Terms and Conditions to ensure your suitability and eligibility for the scheme
2. Contact your mentor(s) to discuss your application and gain permission **before** adding them to your application discuss your application and gain permission **before** adding them to your application
3. Contact your enterprise partner and gain permission **before** adding them to your application
4. Contact your referees discuss your application and gain permission **before** adding them to your application. Ensure your referees have added ircapps@research.ie as a safe sender before adding them
5. Log on, click "open calls"
6. Beside the programme name, click "apply"
7. Select Irish Research Body and click "save draft"
8. Enter 'Project Title'
9. Select whether your application is in Irish
10. Add an 'Mentor in Ireland'
11. Add an 'Enterprise Partner'
12. Add 'Enterprise Mentor'
13. Add two 'Referees'
14. Add your Academic Qualifications, Research Achievements and Work Experience
15. Complete the 'Proposed Research' section
16. Complete the 'Publications and other research outputs' section
17. Complete the 'Ethical Statement', 'Sex/Gender Dimension Statement'
18. Complete the declaration
19. Check your entire application
20. Click "Submit Application"

4. REGISTERING AS AN APPLICANT FOR THE FIRST TIME

- In order to register as an applicant on the online system for the first time, navigate to [this link](#) and complete the applicant registration form as prompted.
- Once you have filled in all the required details, click 'submit' at the bottom of the registration page. A confirmation email with the subject 'Irish Research Council, applicant registration' will automatically be sent to the email address you have provided. This email confirms that you have successfully registered for the online system and will issue you with a username and password.
- If you do not receive this email, please check your spam folder and ensure that the ircapps@research.ie email address is on your 'safe senders' list. If you are using an institutional or work email account, you may need to check with your IT department to ensure there is no issue with your organisation's internal firewall.

- If you have lost or forgotten your password, navigate to this [link](#) and click 'Forgot password?'. A system-generated password will be forwarded to your email address. If you do not receive this email, please check your spam folder. Please note that it may take up to 15 minutes to receive the email containing your new password.


Applicant registration page

First time users of the OLS/First time applicants should register by completing and submitting the online form.

This is the first step of the application process. After you have completed and submitted this form, you will receive an email with a username and password which will enable you to access your Irish Research Council profile and start your application. If you have previously registered with this system, there is no need to register again. Please log into your account at the following address irishresearch.smartsimple.ie

* Title


* Please select the gender you identify with

* Date of birth 

* First name


* Last name

* Email

Registering as an applicant for the first time:  [First time applicants to an IRC scheme should register here.](#)


1. Add the ircapps@research.ie email address to your contacts BEFORE you attempt the registration process.
2. Click on the following link to take you to the '[applicant registration page](#)'.
3. Applicants must nominate one email address by which the online system will identify them.

Browser Support Information
Supported browsers: [Firefox](#) (2 most recent versions), [Chrome](#) (2 most recent versions), [Internet Explorer](#) (2 most recent versions), [Safari](#) (2 most recent versions).


 **Note important browser information.** Ensure your application has been saved and you log-out of one browser before logging-in via a different browser or different device

Email:

Password:

 [Log into the OLS here.](#)

Forgot password?
Please note that it may take up to 15 minutes to receive the automated email with your new password.

 [Request a new password here.](#) Ensure your email inbox accepts mail from ircapps@research.ie

5. CREATING AN APPLICATION

When you log-in, you will be presented with the 'home' screen below where you can create and edit your application prior to the applicant deadline. This is your **'Home Page'** and you can access and edit your application prior to submission and prior to the Applicant deadline through this screen.

The screenshot shows the user profile page with several sections and annotations:

- Welcome to your profile**:
 - Supported browsers**: Firefox, Chrome and Safari (2 most recent versions), Internet Explorer (version 9 or higher)
 - Change Password**: An arrow points to a button labeled "Change your password here."
 - Manage your profile**: An arrow points to a button labeled "Update contact details here."
- Applications by status**:
 - Draft applications
 - Submitted applications
 - Closed and archived applications
 - CAROLINE closed and archived applications
- Open calls**: A button labeled "Find the list of Open Calls here." is shown. Below it, an arrow points to the "Open calls" link, and another arrow points to the "Applicant guidelines" link.

Click on **'Open Calls'** to create a new application form. Click **'Apply'** to create an application form.


The screenshot shows the IRISH RESEARCH COUNCIL application page. The header includes the logo and name of the council, and the user's name "Welcome: Fake Applicant1". The main content area is titled "Active Programmes - Open Calls Test" and features a table of applications. A blue arrow points to the "Apply" button in the table.

Programme Name	Programme Status	Call Status	Applicant Submission Deadline Date	Participants Submission Deadline Date	Research Body Submission Deadline Date	Create Application
EPS Postdoctoral Application	Draft	Open	17/07/2018 16:00	24/07/2018 16:00	31/07/2018 16:00	Apply

Once an applicant has drafted and saved an application the applicant will be able to return to the application under the 'My Applications' button.

Creating an Application Form

- The 'applicant details' section on the first page of the application form is largely populated based on your personal profile details. If you would like to update any of this information, click 'save draft' and navigate back to the home screen where you can find the 'manage your profile' icon.
- Your proposed higher education institution can be selected by clicking the 'lookup' button followed by the 'show all' button on the new window that subsequently appears. Select the appropriate check box next to your higher education institution and it will be associated with your application. Should you wish to change your nominated HEI, please ensure your Mentor in Ireland is located at the new HEI. Applications with Mentor in Ireland who are not listed at the HEI will be deemed ineligible.

* Project title:	<input type="text"/>	← Enter the project title here.
	100 words left	
* Irish Research Body:	Applicants  ?	← Look up the chosen HEI.
* Application in Irish:	<input type="radio"/> Yes <input type="radio"/> No ?	If submitting an application in Irish, select 'Yes.' Once the application has been saved, the 'Upload Translation' function will appear and the translation maybe uploaded (in PDF format only).
English translation:	Click Save before adding attachment	←

Name:	Fake Applicant1
Email address:	<input type="text"/> @gmail.com
Contact telephone number:	1111111111111111
Contact address:	Test test , Test test, Dublin 4, Dublin 4, Ireland
Please select the gender you identify with:	Female
Postcode:	Dublin 4
* What is your nationality, i.e. your passport-issuing country?:	Saint Helena

← Applicant details are populated from the applicant profile. If you wish to change these details, return to the applicant homepage and select 'Manage Profile.' Once new details have been entered and saved, they will appear in this section of the application.

Select Object



Search for your chosen HEI here.




Organisation Name	Address	City
<input type="radio"/> Athlone Institute of Technology	,	
<input type="radio"/> Cork Institute of Technology	,	
<input type="radio"/> Dublin City University	,	
<input type="radio"/> Dublin Institute for Advanced Studies	,	
<input type="radio"/> Dublin Institute of Technology	,	
<input type="radio"/> Dun Laoghaire Institute of Art, Design and Technology	,	
<input type="radio"/> Dundalk Institute of Technology	,	
<input type="radio"/> Economic and Social Research Institute	,	Dublin
<input type="radio"/> Galway-Mayo Institute of Technology	,	
<input type="radio"/> Institute of Technology Dundalk	,	
<input type="radio"/> Institute of Technology, Blanchardstown	,	
<input type="radio"/> Institute of Technology, Carlow	,	
<input type="radio"/> Institute of Technology, Sligo	,	
<input type="radio"/> Institute of Technology, Tallaght	,	
<input type="radio"/> Institute of Technology, Tralee	,	
<input type="radio"/> Letterkenny Institute of Technology	,	
<input type="radio"/> Limerick Institute of Technology	,	
<input type="radio"/> Mary Immaculate College	South Circular Road,	Limerick
<input type="radio"/> Maynooth University	,	

- ORCID provides a persistent digital identifier that distinguishes you from every other researcher and, through integration in key research workflows such as manuscript and grant submission, supports automated linkages between you and your professional activities ensuring that your work is recognised. If you do not currently have an ORCID, please register for one at www.orcid.org.

6. EDITING AN APPLICATION

You can access and edit your application as often as you like prior to the applicant deadline so long as the application has not been submitted and remains in draft status. Do not use the browser 'back' button at any stage as you may lose essential information. From the home screen, click on the 'draft applications' icon. The system will default to 'Edit' mode and you can now input information into your new application form and save it by using the 'Save Draft' button at the bottom of the form.

Project - Postdoctoral Project Test

Edit  [Click here to enter 'Edit' mode.](#)

Enterprise Partnership Scheme Postdoctoral Application Form

[CLICK HERE](#) to access the **Guide for Applicants**.

Should you require any technical assistance please contact the Council by email to

schemes@research.ie

Welcome to Irish Research Council's online application system

You are about to create an Irish Research Council Postdoctoral scheme application form.
To create and view a new application you must complete the following actions on this page:

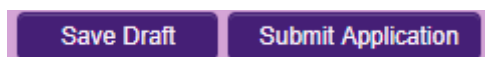
1. Complete the fields on this page and click **Save Draft** at the bottom of the page.
2. Once these steps are completed, you will have created a draft application.
3. You can then access the various sections of your application using the tabs which will become visible at the top of the page.
4. All sections must be complete before submitting your application.
5. To edit your application you must be in **Edit mode**. The **Edit / View** button is located at the top left of this page.
6. Remember to **Save** your application regularly.

Application Overview	Primary and Additional Participants	Research Mobility	Academic Qualifications	Proposed Research	Relevant Work Experience	Publications and Other Research Outputs	Ethical and Gender Statement	Declaration
----------------------	-------------------------------------	-------------------	-------------------------	-------------------	--------------------------	---	------------------------------	-------------

As each applicant can only submit one application to a scheme, the message below will now appear if you click on the 'open calls' icon on your home page.

You have already created an Application for this Call.
Please click your Draft Applications icon on your Portal.

Please ensure that you press the 'save' button at the bottom of each page before moving from one tab to the next. If you input information on a tab and switch to another without pressing 'save', this information will be lost.



7. ADDING THE ACADEMIC MENTOR ("MENTOR IN IRELAND")

Once you have added and saved your HEI and gained permission from the mentor, you can associate a pre-registered Mentor in Ireland with your application through the participants section. All applications require an academic mentor who is willing to supervise the proposed research project and two referees who know you sufficiently well to provide you with a reference. Your Mentor in Ireland may NOT act as one of these referees, however a secondary Mentor in Ireland is permitted to do so. Please note that the Council is not in a position to recommend a Mentor in Ireland. You can add your Mentor in Ireland by following these steps:

- Click the "primary and additional participants" tab
- In the "participants" field, select "Mentor in Ireland" from the drop-down field to the right of the 'lookup' button. If you cannot find your chosen primary Mentor in Ireland please contact them to ensure they have registered through the research office in their higher education institution.
- Click the "lookup" binoculars icon and select your mentor's name, then click "ok"
- Click "add" then "save draft". An email will be sent to your Mentor in Ireland.
- Contact your Mentor in Ireland to check that they have received this email. If they do not receive this email, they should check their spam folder and ensure that the ircapps@research.ie email address is on their 'safe senders' list. If they are using an institutional or work email account, they may need to check with their IT department to ensure there is no issue with their organisation's internal firewall.
- If an incorrect email address is supplied for your primary Mentor in Ireland, they will not receive login details for the online system and will not be able to complete their participant form. **Please ensure all email addresses are correct prior to submitting your application.** As stated above, **once the application has been submitted, no alterations are possible.**
- It is the **applicant's responsibility** to ensure that their Mentor in Ireland **completes their reference form** through the online system by the deadline of exactly **16:00 (Irish time), 12 September 2018**. This form will not be accepted by email, in hardcopy or by any other means. The Council is not responsible for ensuring that participant forms are submitted on time through the online system.

Search for your proposed Mentor in Ireland here.

Ensure that 'Mentor in Ireland' is selected in the drop-down menu.

Click the 'Look-Up' button (binoculars) to search for your proposed Mentor in Ireland.

Click 'Add' to assign the selected Mentor in Ireland to your Application.

#	Contact	Email	Phone	Role

8. ADDING AN ENTERPRISE PARTNER

If your Enterprise Partner is already preregistered on the OLS, go to the "primary and additional participants tab" and scroll down to "Partner Organisation(s)" at the bottom of the page. Use the look up (binoculars) button to find the chosen partner. Ensure that "EPS Partner" is selected in the drop-down menu.

Partner Organisation(s)

View: System Default

Search for your proposed Enterprise Partner here.

Click the 'Look-Up' button (binoculars) to search for your proposed Enterprise Partner.

Click 'Add' to assign the selected Enterprise Partner to your Application.

Ensure that 'Enterprise Partner' is selected in the drop-down menu.

Organisation	Phone	Address	City	Role
No Results Found				

Partner Organisation(s)

View: System Default

Organisation	Phone	Address	City	Role
Fake Employment Partner	1234567	Street 1	The North Pole	EPS Partner

- If your Enterprise Partner is not registered on the OLS the applicant must send the partner an invitation to register.
- Please click and complete the 'request enterprise partner registration' form. This will be sent to your Enterprise Mentor so that the Enterprise Mentor/Primary Contact can complete the registration form for their organisation.
- Enterprise Partners only need to register once, even if they participate in multiple schemes.
- Once registered, the organisation will then be viewable as an Enterprise Partner in the OLS.
- Once registered, Enterprise Partners can be added by clicking "Lookup" (binoculars) on the Enterprise Partner panel (under the participants section on the 'Project/Application Start Page').

Adding Enterprise Partner

This section allows you to provide details on the proposed Enterprise Partner to support and co-fund your application.

Your application will only be completely accepted if the proposed Enterprise Partner has been associated with this application.

How to add a existing Enterprise Partner to the system:

1. Scroll to the Partner Organisation(s) section at the bottom of the page.
2. You can select a pre-registered Enterprise Partner using the following steps:
 - o Ensure you have EPS Partner selected in the drop down menu.
 - o Use the predictive text to find the partner name.
 - o If you cannot find your Enterprise Partner please see section below on **How to add a new Enterprise Partner to the system.**
 - o Once you found the company name click **Add** button.
 - o Your Enterprise Partner is now listed in Enterprise Partner section on your application.
 - o Click **Save Draft** at the bottom of your page.

How to add a new Enterprise Partner to the system:

1. If the Enterprise Partner is not registered in the system you can request them to register by clicking on the button below.

Click here to Invite your proposed Enterprise Partner to register on SmartSimple, if they have not already done so.
2. Once your partner registers you will have to associate the Enterprise Partner with your application by following the instructions above.

Enterprise Partner shall mean a business, a company, a registered charity, a Social, cultural or not-for-profit civic organization, a semi-state commercial organization or eligible public body with a physical operational base located in Ireland that will employ the Scholar for the duration of the award. Eligible Public Body shall mean: a public service body with specific scientific or cultural infrastructure that is integral to the conduct and completion of the proposed research. If a public body or HEI is a research performing organisation eligible to apply independently for IRC schemes, it is not eligible to be funded as an employment partner under this scheme.

Guideline

This section allows you to provide details on the proposed Enterprise Mentor to support and co-fund your application.

You have to assign the proposed Enterprise Partner before you can add Enterprise Mentor.



Invite a new organisation to register

Please use the fields below to enter details of the organisation which you wish to invite to register on our system. Once you have entered the details click the 'Send Invite' button below to send your invitation.

* Organisation Name

* Contact Full Name

* Contact Email


Send Invite

9. ADDING AN ENTERPRISE MENTOR

Under the "primary and additional participants tab", scroll down to 'Adding an Enterprise Mentor' and click 'Here'. A new registration page will open.

- Once an Enterprise Partner has been added to the application an Enterprise Mentor may be added.
- Click the icon to complete the form to add your mentor
- Applicants should enter the name and contact details of their Enterprise Mentor. The OLS will use the email address supplied by the applicant and will provide the Enterprise Mentor with logon details to access the OLS as soon as the applicant has submitted his/her application to the OLS. **If an incorrect email address is provided, then the Enterprise Mentor will not receive the automatic email with the necessary details. It is therefore essential to provide the correct details.**
- Click "add" then "save draft". An email will be sent.
- Contact your enterprise mentor to check that they have received this email. If they do not receive this email, they should check their spam folder and ensure that the ircapps@research.ie email address is on their 'safe senders' list. If they are using an institutional or work email account, they may need to check with their IT department to ensure there is no issue with their organisation's internal firewall.
- If an incorrect email address is supplied, they will not receive login details for the online system and will not be able to complete their participant form. **Please ensure all email addresses are correct prior to submitting your application. As stated above, once the application has been submitted, no alterations are possible.**

- It is the applicant's responsibility to ensure Enterprise Mentor completes their respective form through the online system by exactly **16:00 (Irish time), 12 September 2018**. **These forms will not be accepted by email, in hardcopy or by any other means.** The Council is not responsible for ensuring that participant forms are submitted on time through the online system.


IRISH RESEARCH COUNCIL
 An Chomhairle um Thaighde in Éirinn

Enterprise Mentor Registration

Organisation:
Fake Employment Partner

* First Name:

* Last Name:

* Title:

* Email:

* Confirm Email:

Submit

* - Mandatory fields

Changing your enterprise partner/mentor

If you want to change your nominated Enterprise Partner, then select the check box beside your Enterprise Partner and click "remove" and "save draft". You can then lookup the details for your new Enterprise Partner.

10. ADDING REFEREES TO AN APPLICATION

- Referees must be different to your mentor in Ireland and enterprise mentor. Please seek permission before adding them, as an automated email is sent to them as soon as you click "save draft".
- Click the blue 'here' link on tab 1 (primary and additional participants) as pictured below and enter the contact details for referees one at a time.
- After adding referee 1, click "save draft". An automated email is sent to the referee.
- Check with the referees that they have received this email. If they do not receive this email, they should check their spam folder and ensure that the ircapps@research.ie email address is

on their 'safe senders' list. If they are using an institutional or work email account, they may need to check with their IT department to ensure there is no issue with their organisation's internal firewall.

- If the application is submitted where an incorrect email address is supplied for either referee, they will not receive login details for the online system and will not be able to complete their participant form. **Please ensure all email addresses are correct prior to submission.** As stated above, once the application has been submitted, no alterations are possible. Once all the relevant participants have been added to an application, their details will be listed in the 'participants' section of the 'application start' page.
- It is the applicant's responsibility to ensure referees complete their respective forms through the online system by exactly **16:00 (Irish time), 12 September 2018**. These forms will not be accepted by email, in hardcopy or by any other means. The Council is not responsible for ensuring that participant forms are submitted on time through the online system. Referees do not need to be pre-registered on the online system.

Adding Referees

- You must associate two referees with your application, neither of whom may be your primary supervisor.
- A suitable referee is an individual who knows you sufficiently well to provide you with a reference, e.g. a principal investigator or a mentor from any time in your career or education.
- Each referee will be required to provide an online reference as part of your application.
- To enter and sign up your referees, please click [HERE](#).
- After you have added a referee, please click **Save Draft** at the bottom of this page. Referees are not linked to your application until you have done so. Once you have clicked **Save Draft**, the referee's name will appear in the participants' section of your application form.
- Once the referee's name is listed in the participants' section of your application form, they will receive an automatic email advising them to log into the system and create a reference form. You should check with your referees as early as possible to ensure that they have received this email and can access the online system.
- It is **ESSENTIAL** that you ensure the email addresses you provide for your referees are correct. If an incorrect email address is entered, your referee will **NOT** receive the automatic email and will therefore be unable to access the online system to complete their reference form. This will result in your application being deemed ineligible.

Changing your referee

If you want to change or update your referee details:

- As a courtesy to your previous referee(s), please notify the referee that they are no longer assigned to an application. If you remove a referee from your application, they will not be automatically notified
- Navigate to the 'participants' section at the bottom of the 'application start' page.
- Select the check box beside the participant you wish to remove, click the 'remove' button and 'save' your application. The participant will be removed, and you can add an alternative as per the instructions above.

11. ACADEMIC QUALIFICATIONS

Click on the "academic qualifications" tab and enter your qualifications as appropriate. Note that examination results must correspond exactly with the full academic transcripts. If an applicant is successful, these results will be verified through the submission of full academic transcripts. Should results not match, the application will be deemed ineligible and the offer withdrawn.

12. PROPOSED RESEARCH

Please consult the research categorisation document in the appendices for further descriptions of primary area, discipline and other research areas.

13. ETHICAL AND GENDER STATEMENTS

When completing the ethics, and sex/gender dimension, please consult the sex/gender dimension statement in the appendices for further information.

14. RESEARCH MOBILITY, WORK EXPERIENCE, PUBLICATIONS

When completing all tabs, please be sure to include relevant information and click "save draft" every time you add information.

15. COMPLETING THE APPLICATION

- **No alterations can be made to an application once it has been submitted, including changes to email addresses.** It is therefore important to check and re-check the application form until you are fully satisfied with all sections before submitting. If successful, you will only be offered funding to carry out the project as detailed in the application.
- Any evidence of plagiarism will result in the applicant being prevented from applying to Council funding in the future.
- In order to submit the application form, you must scroll to the bottom of the page and click 'submit application'.
- The following message will be displayed once your application has been submitted successfully.




Submission Successful

Project ID:





Project Title:



16. CHECKING THE STATUS OF REFERENCE FORMS

- The status of these forms can be checked at any stage by logging into the online system and clicking on the 'submitted applications' icon on the 'home' screen. The information contained in the 'referees status' and 'supervisor/mentor status' columns confirm who has been assigned to the application and the status of their reference form.
- If the form is listed as 'in preparation' or 'draft', it has not been received by the Council. If the form is listed as 'submitted' or 'completed', it has been received by the Council. If necessary, you should contact your proposed academic mentor, enterprise mentor and/or referees to ensure their forms will be submitted before the deadline.
- The online application system will automatically shut down after the deadline passes.
- **It is the responsibility of the applicant to ensure that the primary academic mentor, enterprise mentor and referee forms are submitted by the deadline of exactly 16:00 (Irish time) on 12 September 2018.**

Referees Status	Supervisor/Mentor Status
2 Referees Assigned	Supervisor Assigned
•   - Draft	Supervisor Form Completed
•  - Submitted	

If necessary, you should contact your proposed Mentor in Ireland and/or referees to ensure their forms will be submitted before the deadline. The online application system will automatically shut down after the deadline passes.

17. ENDORSEMENT OF APPLICATIONS

The research office endorsement is the final step in the application process. All applications must be endorsed on behalf of the proposed higher education institution by the office of the Vice-President/Dean of Research as applicable.

- Applications missing referee, enterprise mentor and primary academic supervisor forms will be deemed ineligible.
- Once the research office has endorsed an application, the status of the application will change from 'application received' to 'ready for review'. If the research office rejects the application, the status will be updated to 'ineligible application'.
- Applicants will receive an automated email from the online system once the research office has submitted their endorsement decision.

18. NOTIFICATION AND FEEDBACK

- The Council is precluded from discussing results of the competition or the outcome of individual applications over the telephone or in writing. Feedback to unsuccessful candidates will consist of the quantitative score assigned by the IAB and qualitative feedback under each of the corresponding marking criteria.
- Under no circumstance will feedback provided by the Council compromise the confidentiality of a participant form submitted to Council.

- Additional qualitative feedback beyond what is detailed in the feedback letter will not be provided. Under no circumstance will feedback provided by the Council compromise the confidentiality of a participant form submitted to the Council.

19. INFORMATION FOR SUCCESSFUL APPLICANTS

- The Council will make conditional award offers subject to the terms of the letter of offer, application and the 2019 Terms and Conditions.
- Any conditional offer is subject to the acceptance form being signed by the fellow, higher education institution and mentor, and returned to the Council on time. Subject to meeting the conditions of offer, all fellowships will commence on 1 March 2019.
- Any conditional offer is also subject to submission of a certified copy of any transcripts as outlined in your application. These transcripts must be appropriately stamped or endorsed and are non-returnable.
- Where a fellow's research proposal requires approval by the institutional Ethics Committee, or equivalent, written evidence of such ethical approval should be submitted to the Council before activities for which ethical approval are required commence, or no later than three months after the start date of the fellowship.

APPENDIX I: RESEARCH CATEGORISATION

The Irish Research Council schemes are open to all disciplines. Applicants are required to indicate the 'primary area', 'discipline' and 'other research area' that their proposed research programme fits under.

If the research proposed is interdisciplinary, applicants should indicate this by categorising their research via the drop-down menus provided and then by using the 'second categorisation if interdisciplinary' free form box in the application form to indicate a second categorisation. For the first categorisation, please select the primary area, discipline and other research area that the research is most closely associated with. The second categorisation should also be provided on the basis of the primary areas, disciplines and other research areas provided below.

Primary areas

Applicants are required to select a primary area from the following defined list:

- Biological Sciences A
- Biological Sciences B
- Chemistry
- Computer Science
- Earth and Environmental Sciences
- Engineering
- Mathematics
- Physics
- Study of the Human Past
- Cultures and Cultural Production
- Individuals, Institutions, Markets, Values, Behaviour the Mind and Environment

Disciplines

Under each primary area there is a defined list of disciplines to select from. These are listed in the tables that follow. Applicants should choose the discipline that most closely matches his/her proposed research. In considering the selection, the applicant should consider the methodology and techniques used in the research project.

Other Research Areas

An indicative non-exhaustive list of typical other research areas is also provided under the primary areas and disciplines in order to further categorise the research and aid in the selection of peer-reviewers. In the application form this is a free text box. If you don't see an 'Other Research Area' which you feel matches your particular area, then please type in what you feel is an accurate descriptor for your research area.

Primary Area: Biological Sciences A	
<i>Disciplines</i>	<i>Other Research Areas</i>
Agricultural Biotechnology	including but not limited to: Agricultural Biotechnology Diagnostics (incl. Biosensors); Agricultural Marine Biotechnology; Agricultural Molecular Engineering of Nucleic Acids and Proteins; Genetically Modified Technology; Livestock Cloning; Marker Assisted Selection; Biomass Feedstock Production Technologies; Biopharming.
Biology (Theoretical, Mathematical, Thermal, Cryobiology, Biological Rhythm)	including but not limited to: Theoretical Biology; Mathematical Biology; Thermal Biology; Cryobiology; Biological Rhythm.
Environmental Biotechnology	including but not limited to: Biodiscovery; Biological Control; Bioremediation; Environmental Biotechnology Diagnostics (incl. Biosensors); Environmental Marine Biotechnology; Environmental Molecular Engineering of Nucleic Acids and Proteins.
Evolutionary Biology	including but not limited to: Animal Systematics and Taxonomy; Biogeography and Phytogeography; Biological Adaptation; Ethology and Socio-biology; Evolution of Developmental Systems; Evolutionary Impacts of Climate Change; Host-Parasite Interactions; Life Histories; Phylogeny and Comparative Analysis; Plant Systematics and Taxonomy; Speciation and Extinction.
Marine Biology, Freshwater Biology	including but not limited to: Marine Biology, Freshwater Biology.
Microbiology, Mycology and Virology	including but not limited to: Bacteriology; Infectious Agents; Microbial Ecology; Virology; Mycology.
Microbial Genetics	including but not limited to: Microbial Genetics.
Plant Sciences, Botany	including but not limited to: Phycology (incl. Marine Grasses); Plant Cell and Molecular Biology; Plant Developmental and Reproductive Biology; Plant Pathology; Plant Physiology; Botany.
Zoology, Ornithology, Entomology, Behavioural Sciences Biology	including but not limited to: Animal Behaviour; Animal Cell and Molecular Biology; Animal Developmental and Reproductive Biology; Animal Immunology; Animal Neurobiology; Animal Physiological Ecology; Animal Structure and Function; Invertebrate Biology; Vertebrate Biology.

Primary Area: Biological Sciences B	
<i>Discipline</i>	<i>Other Research Areas</i>
Biochemical Research Methods	including but not limited to: Biochemical Research Methods.
Biochemistry and Molecular Biology	including but not limited to: Analytical Biochemistry; Bioinformatics (Bioinformatics Software to be Computer Science); Enzymes; Protein Trafficking; Proteomics and Intermolecular Interactions; Receptors and Membrane Biology; Signal Transduction; Structural Biology (incl. Macromolecular Modelling); Synthetic Biology; Systems Biology.
Cell Biology	including but not limited to: Cell Development, Proliferation and Death; Cell Metabolism; Cell Neurochemistry; Cellular Interactions (incl. Adhesion, Matrix, Cell Wall).
Developmental Biology	including but not limited to: Developmental Biology.
Genetics and Heredity	including but not limited to: Anthropological Genetics; Cell and Nuclear Division; Developmental Genetics; Epigenetics (incl. Genome Methylation and Epigenomics); Gene Expression (incl. Microarray and other genome-wide approaches); Genetic Immunology; Genome Structure and Regulation; Genomics; Molecular Evolution; Neurogenetics; Population, Ecological and Evolutionary Genetics; Quantitative Genetics (incl. Disease and Trait Mapping Genetics).
Industrial Biotechnology	including but not limited to: Bio catalysis and Enzyme Technology; Bioprocessing, Bioproduction and Bioproducts; Fermentation; Industrial Biotechnology Diagnostics; Industrial Microbiology (incl. Biofeedstocks); Industrial Molecular Engineering of Nucleic Acids and Proteins.
Medical Biotechnology	including but not limited to: Gene and Molecular Therapy; Medical Biotechnology Diagnostics; Medical Molecular Engineering of Nucleic Acids and Proteins; Regenerative Medicine (incl. Stem Cells and Tissue Engineering).
Reproductive Biology	including but not limited to: Reproductive Biology.

Primary Area: Chemistry	
<i>Discipline</i>	<i>Other Research Areas</i>
Analytical Chemistry	including but not limited to: Analytical Spectrometry; Electro analytical Chemistry; Flow Analysis; Immunological and Bioassay Methods; Instrumental Methods; Quality Assurance, Chemometrics, Traceability and Metrological Chemistry; Sensor Technology; Separation Science.
Colloid and Nano chemistry	including but not limited to: Colloid and Surface Chemistry; Nano chemistry; Molecular and Organic Electronics; Nanotoxicology (chemical aspects).
Electrochemistry	including but not limited to: Dry Cells; Batteries; Fuel cells; Corrosion metals; Electrolysis.
Inorganic, Organometallic and Nuclear Chemistry	including but not limited to: Bioinorganic Chemistry; f-Block Chemistry; Inorganic Green Chemistry; Main Group Metal Chemistry; Non-metal Chemistry; Solid State Chemistry; Transition Metal Chemistry; Inorganic Chemistry; Organometallic Chemistry, Supramolecular Chemistry (inorganic and organometallic aspects); Nuclear Chemistry.
Macromolecular and Materials Chemistry	including but not limited to: Chemical Characterisation of Materials; Supramolecular Chemistry (materials chemistry aspects); Optical Properties of Materials; Physical Chemistry of Materials; Polymerisation Mechanisms; Synthesis of Materials; Theory and Design of Materials; Molecular and Organic Electronics.
Medicinal and Biomolecular Chemistry	including but not limited to: Biologically Active Molecules; Biomolecular Modelling and Design; Characterisation of Biological Macromolecules; Cheminformatics and Quantitative Structure-Activity Relationships; Molecular Medicine; Proteins and Peptides.
Organic Chemistry	including but not limited to: Free Radical Chemistry; Natural Products Chemistry; Organic Chemical Synthesis; Organic Green Chemistry; Physical Organic Chemistry.
Physical Chemistry	including but not limited to: Catalysis and Mechanisms of Reactions; Chemical Thermodynamics and Energetics; Solution Chemistry; Structural Chemistry and Spectroscopy; Transport Properties and Non-equilibrium Processes.
Theoretical and Computational Chemistry	including but not limited to: Quantum Chemistry; Radiation and Matter; Reaction Kinetics and Dynamics; Statistical Mechanics in Chemistry.

Primary Area: Computer Science	
<i>Discipline</i>	<i>Other Research Areas</i>
Artificial Intelligence and Image Processing	including but not limited to: Adaptive Agents and Intelligent Robotics; Artificial Life; Computer Graphics; Computer Vision; Expert Systems, Image Processing; Natural Language Processing; Neural, Evolutionary and Fuzzy Computation; Pattern Recognition and Data Mining; Simulation and Modelling; Virtual Reality and Related Simulation.
Computation Theory and Mathematics	including but not limited to: Analysis of Algorithms and Complexity; Applied Discrete Mathematics; Computational Logic and Formal Languages; Mathematical Software; Numerical Computation.
Computer Software	including but not limited to: Bioinformatics Software; Computer System Architecture; Computer System Security; Concurrent Programming; Multimedia Programming; Open Software; Operating Systems; Programming Languages; Software Engineering.
Data Format	including but not limited to: Coding and Information Theory; Data Encryption; Data Structures; Mark-up Languages.
Distributed Computing	including but not limited to: Distributed and Grid Systems; Mobile Technologies; Networking and Communications; Ubiquitous Computing; Web Technologies.
Information Systems	including but not limited to: Computer-Human Interaction; Conceptual Modelling; Database Management; Decision Support and Group Support Systems; Global Information Systems; Information Engineering and Theory; Information Systems Development Methodologies; Information Systems Management; Information Systems Organisation; Information Systems Theory; Interorganisational Information Systems and Web Services.

Primary Area: Earth and Environmental Sciences	
<i>Discipline</i>	<i>Other Research Areas</i>
Biodiversity Conservation	including but not limited to: Conservation and Biodiversity.
Ecology	including but not limited to: Behavioural Ecology; Community Ecology; Ecological Physiology; Freshwater Ecology; Marine and Estuarine Ecology (incl. Marine Ichthyology); Paleoecology; Population Ecology; Terrestrial Ecology. Ecological Impacts of Climate Change; Ecosystem Function; Invasive Species Ecology.
Environmental Sciences	including but not limited to: Environmental Impact Assessment; Environmental Management; Environmental Monitoring; Environmental Rehabilitation; Natural Resource Management; Wildlife and Habitat Management.
Geochemistry	including but not limited to: Exploration Geochemistry; Inorganic Geochemistry; Isotope Geochemistry; Organic Geochemistry.
Geophysics	Electrical and Electromagnetic Methods in Geophysics; Geodynamics; Geophysical Fluid Dynamics; Geothermics and Radiometrics; Gravimetrics; Magnetism and Palaeomagnetism; Seismology and Seismic Exploration.
Geology	including but not limited to: Basin Analysis; Extra-terrestrial Geology; Geochronology; Igneous and Metamorphic Petrology; Marine Geoscience; Ore Deposit Petrology; Petroleum and Coal Geology; Sedimentology; Stratigraphy (incl. Biostratigraphy and Sequence Stratigraphy); Structural Geology; Tectonics, Volcanology.
Meteorology and Atmospheric Sciences	including but not limited to: Atmospheric Aerosols; Atmospheric Dynamics; Atmospheric Radiation; Climate Change Processes; Climatology (excl. Climate Change Processes); Cloud Physics; Meteorology; Tropospheric and Stratospheric Physics, Atmospheric Chemistry.
Mineralogy	including but not limited to: Mineralogy and Crystallography.
Oceanography, Hydrology, Water Resources	including but not limited to: Biological Oceanography; Chemical Oceanography; Physical Oceanography, Hydrology: Surface water Hydrology, Water Resources.
Palaeontology	including but not limited to: Palaeontology; Palynology.
Physical Geography	including but not limited to: Geomorphology and Regolith and Landscape Evolution; Glaciology; Hydrogeology; Natural Hazards; Paleoclimatology; Quaternary Environments; Surface Processes.

Primary Area: Engineering	
<i>Discipline</i>	<i>Other Research Areas</i>
Chemical Engineering	including but not limited to: Chemical engineering (plants, products); Chemical Process Engineering.
Civil Engineering	including but not limited to: Civil engineering; Architecture engineering; Construction Engineering, Municipal and Structural Engineering; Transport Engineering; Geotechnics.
Electrical Engineering, Electronic engineering, Information Engineering	including but not limited to: Electrical and Electronic Engineering; Robotics and Automatic Control; Automation and Control Systems; Communication Engineering and Systems; Telecommunications; Computer Hardware and Architecture;
Environmental Engineering	including, but not limited to: Environmental and Geological Engineering; Petroleum Engineering (fuel, oils); Energy and Fuels; Remote Sensing; Mining and Mineral Processing; Marine Engineering, Sea Vessels; Ocean Engineering.
Food and Beverage Engineering	including but not limited to: Food Engineering; Beverage Engineering.
Materials Engineering	including but limited to: Materials Engineering; Ceramics; Coating and Films; Composites (including laminates, reinforced plastics, cermets, combined natural and synthetic fibre fabrics; filled composites); Paper and Wood; Textiles (including synthetic dyes, colours and fibres); Nanoscale Materials (engineering aspects only).
Mechanical Engineering	including but not limited to: Mechanical Engineering; Applied Mechanics; Thermodynamics; Aerospace Engineering; Nuclear-related Engineering; (Nuclear Physics to be Physics); Audio Engineering, Reliability Analysis.
Medical and Biomedical Engineering	including but not limited to: Medical Engineering; Medical Laboratory Technology (including laboratory samples analysis; diagnostic technologies).
Primary Area: Mathematics	
<i>Disciplines</i>	<i>Other Research Areas</i>
Applied Mathematics	including but not limited to: Approximation Theory and Asymptotic Methods; Biological Mathematics; Calculus of Variations, Systems Theory and Control Theory; Dynamical Systems in Applications; Financial Mathematics; Operations Research; Theoretical and Applied Mechanics; Numerical Analysis; Numerical Solution of Differential and Integral Equations; Optimisation.

Pure Mathematics	including, but not limited to: Algebraic and Differential Geometry; Category Theory, K Theory, Homological Algebra; Combinatorics and Discrete Mathematics; Group Theory and Generalisations; Lie Groups, Harmonic and Fourier Analysis; Mathematical Logic, Set Theory, Lattices and Universal Algebra; Operator Algebras and Functional Analysis; Ordinary Differential Equations; Difference Equations and Dynamical Systems; Partial Differential Equations; Real and Complex Functions (incl. Several Variables); Topology.
Statistics and Probability	including but not limited to: Applied Statistics; Biostatistics; Forensic Statistics; Probability Theory; Statistical Theory; Stochastic Analysis and Modelling.

Primary Area: Physics	
Disciplines	Other Research Areas
Acoustics	including but not limited to: Acoustics and Acoustical Devices; Waves.
Astronomy and Space Science	including but not limited to: Astrobiology; Astronomical and Space Instrumentation; Cosmology and Extragalactic Astronomy; Galactic Astronomy; General Relativity and Gravitational Waves; High Energy Astrophysics; Cosmic Rays; Mesospheric, Ionospheric and Magnetospheric Physics; Planetary Science; Space and Solar Physics; Stellar Astronomy and Planetary Systems.
Atomic, Molecular and Chemical Physics	including but not limited to: Magnetic Resonances; Mossbauer effect; Atomic and Molecular Physics; Chemical Physics.
Biophysics	including but not limited to: Biological Physics; Medical Physics.
Condensed Matter Physics	including but not limited to: Condensed Matter Characterisation Technique Development; Condensed Matter Imaging; Condensed Matter Modelling and Density Functional Theory; Electronic and Magnetic Properties of Condensed Matter; Superconductivity; Soft Condensed Matter; Surfaces and Structural Properties of Condensed Matter.
Fluids and Plasma Physics	including but not limited to: Surface Physics; Plasma Physics; Fusion Plasmas; Electrical Discharges; Fluid Physics.
Nuclear Physics	including but not limited to: Nuclear Physics.
Optics	including but not limited to: Laser Optics; Quantum Optics; Classical and Physical Optics; Lasers and Quantum Electronics; Nonlinear Optics and Spectroscopy; Photonics, Optoelectronics and Optical Communications.
Particles and Fields Physics	including but not limited to: Particle Physics; Degenerate Quantum Gases and Atom Optics; Field Theory and String Theory.

Theoretical Physics	including but not limited to: Mathematical Aspects of Classical Mechanics, Quantum Mechanics and Quantum Information Theory; Mathematical Aspects of General Relativity; Mathematical Aspects of Quantum and Conformal Field Theory, Quantum Gravity and String Theory; Statistical Mechanics, Physical Combinatorics and Mathematical Aspects of Condensed Matter; Electrostatics and Electrodynamics; Thermodynamics and Statistical Physics.
---------------------	---

Primary Area: Study of the Human Past	
Disciplines	Other Research Areas
Archaeology Celtic Studies History	including but not limited to: Archaeology, Archaeometry, Landscape Archaeology Prehistory and Protohistory Ancient History Medieval History Early Modern History Modern and Contemporary History Colonial and Post-colonial History, Global and Transnational History, Entangled Histories Social and Economic History Sex/Gender History History of Ideas, Intellectual History, History of Sciences and Techniques Cultural History, History of Collective Identities and Memories Historiography, Theory and Methods of History.
Primary Area: Cultures and Cultural production	
Disciplines	Other Research Areas
Classics Cultural Studies Film Studies Folklore Studies French German Irish Language Studies Italian Languages Literature Musicology Philosophy Spanish Theatre Studies	including but not limited to: Classics, Ancient Greek and Latin literature and Art History of Literature Literary Theory and Comparative Literature, Literary Styles Textual Philology, Paleography and Epigraphy Visual Arts, Performing Arts, Design Philosophy, History of Philosophy Philosophy of Mind, Epistemology and Logic Museums and Exhibitions Music and Musicology, History of Music History of Art and Architecture Cultural Studies, Cultural Diversity Cultural Heritage, Cultural Memory.

Primary Area: Individuals, Institutions, markets, values, behaviour the mind and environment	
Disciplines	Other Research Areas
<p>Anthropology</p> <p>Business & Management</p> <p>Economics</p> <p>Education</p> <p>Environmental Studies</p> <p>Geography</p> <p>Law</p> <p>Linguistics,</p> <p>Media</p> <p>Politics</p> <p>Psychology</p> <p>Sociology</p> <p>Theology</p> <p>Equality Studies</p>	<p>including but not limited to:</p> <p>Macroeconomics,</p> <p>Development, Economic Growth,</p> <p>Microeconomics, Behavioral Economics</p> <p>Marketing</p> <p>Political Economy, Institutional Economics, Law and Economics</p> <p>Econometrics, Statistical Methods,</p> <p>Financial Markets, Asset Prices, International Finance,</p> <p>Banking, Corporate Finance, Accounting, Competitiveness,</p> <p>Innovation, Research and Development, Organization Studies: Theory & Strategy, Industrial Organization, Labor Economics, Income Distribution and Poverty</p> <p>Public Economics, International Trade, History of Economic Thought and Quantitative Economic History, Social Structure, Inequalities, Social Mobility, Interethnic Relations, Social Policies, Work and Welfare, Kinship, Cultural Dimensions of Classification and Cognition, Identity, Sex/gender, Myth, Ritual, Symbolic Representations,</p> <p>Religious Studies, Democratization, Social Movements, Violence, Conflict and Conflict Resolution</p> <p>Political Systems and Institutions, Governance</p> <p>Legal Studies, Constitutions, Comparative Law, Human Rights</p> <p>Global and Transnational Governance, International Studies</p> <p>Communication Networks, Media, Information Society</p> <p>Social Studies of Science and Technology</p> <p>Environment, Resources and Sustainability</p> <p>Environmental Change and Society</p> <p>Environmental Regulations and Climate Negotiations</p> <p>Social and Industrial Ecology</p> <p>Population Dynamics, Aging, Health and Society</p> <p>Households, Family and Fertility</p> <p>Migration</p> <p>Mobility, Tourism, Transportation and Logistics</p> <p>Spatial Development and Architecture, Land Use, Regional Planning</p> <p>Urban Studies, Regional Studies</p> <p>Social Geography, Infrastructure,</p> <p>Geo-information and Spatial Data Analysis</p> <p><i>table continues overleaf</i></p>

<p>Anthropology Business & Management Economics Education Environmental Studies Geography Law Linguistics, Media Politics Psychology Sociology Theology Equality Studies</p>	<p>including but not limited to: Evolution of Mind and Cognitive Functions, Animal Communication Human Life-span Development Neuropsychology Cognitive and Experimental Psychology: Perception, Action, and Higher Cognitive Processes Social and Clinical Psychology Linguistics: Formal, Cognitive, Functional and Computational Linguistics Linguistics: Typological, Historical and Comparative Linguistics Psycholinguistics and Neurolinguistics: Acquisition and Knowledge of Language, Language Pathologies Use of Language: Pragmatics, Sociolinguistics, Discourse Analysis, Second Language Teaching and Learning, Lexicography, Terminology Education: Systems and Institutions, Teaching and Learning Women's Studies, Gender Studies Pedagogy International Development Childhood Studies Criminology Government, Political Science, Political Theory Health Promotion Religious Studies Social and Economic Geography Social Policy Social Work</p>
---	---

APPENDIX II: Guidance on the Sex/Gender Dimension Statement

While there are research projects in which biological sex and/or gender may not be relevant in terms of the research content, it is well established that, where relevant, not integrating sex and gender analysis into the design, implementation, evaluation and dissemination of the research can lead to poor results and missed opportunities.

The following is provided to help applicants complete the sex/gender dimension statement in the application. This is taken from the Toolkit Gender in EU-funded research³, which aims to give the research community practical tools to integrate gender aspects into their research, including gender equality (equal outcomes for women and men) and integration of sex/gender analysis in research content. Please also refer to <http://genderedinnovations.stanford.edu/> for examples of case studies in Science, Health and Medicine, Engineering and Environment.

A summary from the 'Toolkit Gender in EU-funded research'

The best possible research validity: Research should consider the differences between men and women in the research population, the results will be more representative. General categories such as 'people', 'patients' or 'users' do not distinguish between men and women. Research based on such categories may well draw partial conclusions based on partial data. For example, research on a new breast cancer treatment should include male patients, so as to draw a complete picture. Most basic research with animal models focuses on males to the exclusion of females (Zucker et al., 2010; Marts et al., 2004). Research on economic migrants cannot limit itself to male points of view if it wants to understand the whole migrant population.

Research ideas and hypotheses: The relevance of biological sex and/or gender for and within the subject matter needs to be analysed and an assessment made as to whether these are relevant variables. The formulation of hypotheses can draw upon previous research and existing literature. Indeed, the body of knowledge on sex/gender issues has been steadily growing over recent decades and can serve as interesting reference material to build new hypotheses for future research.

Project design and research methodology: While research methodologies may vary, they all strive to represent (aspects of) reality. Whenever this reality concerns humans, any sound methodology should differentiate between the sexes and take into account the men's and women's situations equally. Groups such as 'citizens', 'patients', 'consumers', 'victims' or 'children' are therefore too general as categories.

Research implementation

Data collection tools (such as questionnaires and interview checklists) need to be gender-sensitive, use gender neutral language, and should make it possible to detect the different realities of men and women. This will help to avoid gender bias. For example, answers to be provided by the 'head of household' are not necessarily valid for all household members.

Data analysis: In most research concerning human subjects, data is routinely disaggregated by sex, which would logically lead to analyses according to sex. However, to date this is still not common

³ http://www.yellowwindow.be/genderinresearch/downloads/YW2009_GenderToolKit_Module1.pdf

practice. Systematically taking sex as a central variable and analysing other variables with respect to it (e.g. sex and age, sex and income, sex and mobility, sex and labour) will provide significant and useful insights. Involving gender-balanced end-user groups in the course of the research is also a good way of guaranteeing the highest impact.

Dissemination phase – reporting of data: Collecting and analysing sex and/or gender specific data is not enough if they are omitted from the published results. Sex and/or gender should be included in ‘mainstream’ publications as it is as much part of daily reality as any other variable studied. Specific dissemination actions (publications or events) for sex and/or gender findings can be considered. Institutions and departments that focus on gender should be included in the target groups for dissemination. Publications should use gender-neutral language.

CHECKLIST FOR SEX AND/OR GENDER IN RESEARCH CONTENT

Research ideas phase:

- o If the research involves humans as research objects, has the relevance of biological sex and/or gender to the research topic been analysed?
- o If the research does not directly involve humans, are the possibly differentiated relations of men and women to the research subject sufficiently clear?
- o Have you reviewed literature and other sources relating to differences in the research field?

Proposal phase:

- o Does the methodology ensure that (possible) sex/gender differences will be investigated: that sex/gender differentiated data will be collected and analysed throughout the research cycle and will be part of the final publication?
- o Does the proposal explicitly and comprehensively explain how sex/gender issues will be handled (e.g. in a specific work package)?
- o Have possibly differentiated outcomes and impacts of the research on women and men been considered?

Research phase:

- o Are questionnaires, surveys, focus groups, etc. designed to unravel potentially relevant sex and/or gender differences in your data?
- o Are the groups involved in the project (e.g. samples, testing groups) gender-balanced? Is data analysed according to the sex variable? Are other relevant variables analysed with respect to sex?

Dissemination phase:

- o Do analyses present statistics, tables, figures and descriptions that focus on the relevant sex/gender differences that came up in the course of the project?
- o Are institutions, departments and journals that focus on gender included among the target groups for dissemination, along with mainstream research magazines?
- o Have you considered a specific publication or event on sex/gender-related findings?