



**IRISH RESEARCH COUNCIL**  
An Chomhairle um Thaighde in Éirinn

## **Guide for Academic Supervisors 2016, Employment Based Programme 2016**

This document is provided to assist you in submitting an Academic Supervisor Form for applications under the Employment Based Postgraduate Programme 2016.

Please read this document carefully before submitting your reference form. The Irish Research Council will only accept references through the online application system, as explained below. Please do not send any hard copies of your reference to the Irish Research Council.

**The deadline for submitting your form is: 16.00 (GMT) 24<sup>th</sup> February 2016**

The Irish Research Council will only accept forms through the online application system, as explained below. Please do not send any hard copies of your form to the Irish Research Council.

*Please note that the Government of Ireland Scholarship Scheme is also open during the application period for the Employment Based Programme. (Government of Ireland Postgraduate Scholarship Scheme applications have a project ID which includes 'GOIPG/2016'. Employment Based Programme applications have a project ID which includes 'EBPPG/2016'). Supervisors for applicants to the Government of Ireland Scholarship Scheme should refer to the appropriate documentation, including Guide for Supervisors, for that scheme.*

**Technical note:**

The online system can only be successfully accessed and supported through the following browsers: [Internet Explorer](#) (version 8 and higher), [FireFox](#) (2 most recent versions), [Google Chrome](#) (2 most recent versions) or [Safari](#) (2 most recent versions).

Please ensure that the email address [ircapps@research.ie](mailto:ircapps@research.ie) is on your 'safe senders' list. You may need to check with your IT department to ensure there's no issue with your organisation's internal firewall.

If you experience any technical issues, please clear the cache in your browser and continue. If the issue persists, please contact [schemes@research.ie](mailto:schemes@research.ie) – where possible please include the Project ID of the application, the browser you are using, and if appropriate, a screenshot of the OLS and any error messages.

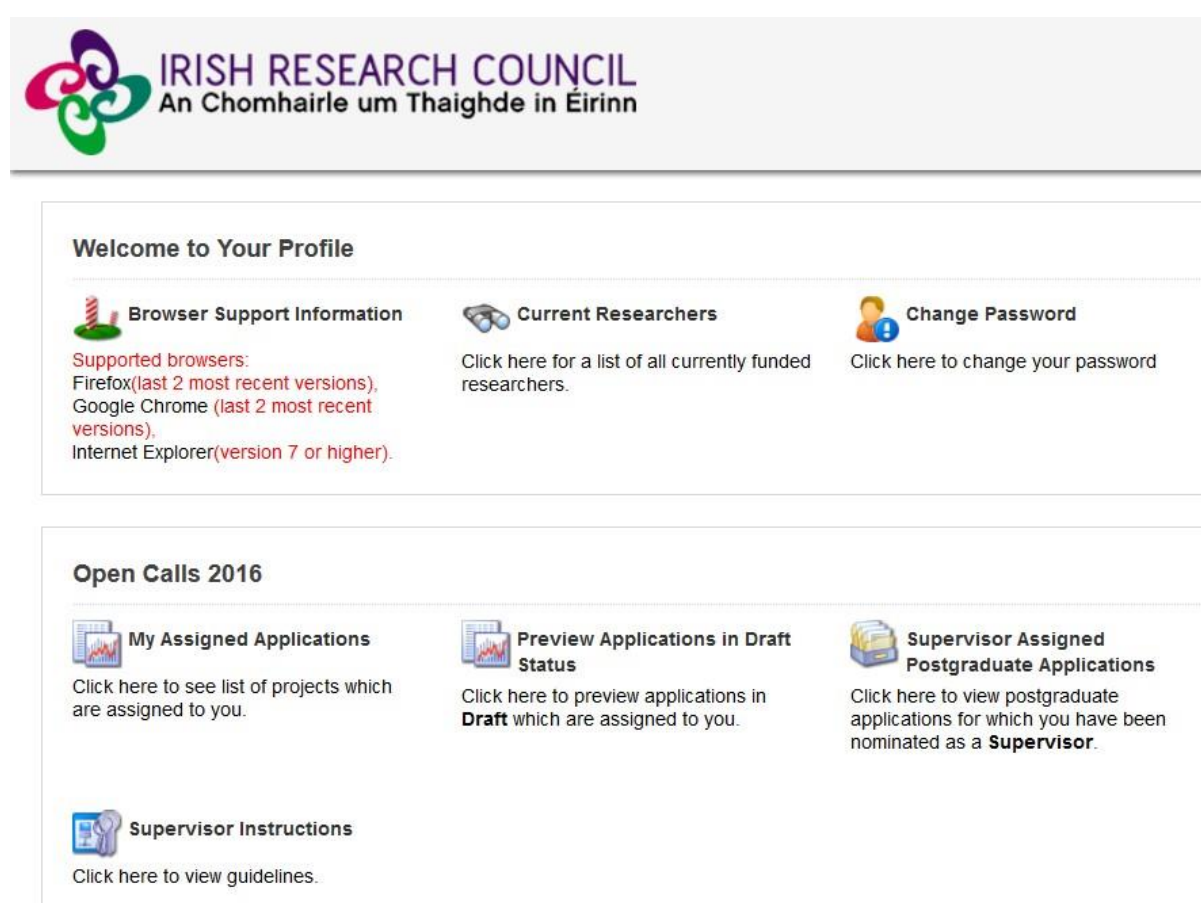
## **Logging on to the system**

Each higher education institution (HEI) is responsible for registering their Supervisors on the online system. When you were initially registered as a Supervisor, you should have received an email containing your user name (your email address) and password, and a link to the login page: [https://irishresearch.smartsimple.ie/s\\_Login.jsp](https://irishresearch.smartsimple.ie/s_Login.jsp)

If you have mislaid your password or the email with the password, enter the above URL and click on the '**Forgot password?**' link. A system-generated password will be forwarded to your email address.

**If you are not yet registered on the online system, please contact your Research Office and they will register you on the system.**

When you log in to the system, the following screen will be displayed:



The screenshot shows the user interface of the Irish Research Council's online application system. At the top, there is a header with the logo and name: "IRISH RESEARCH COUNCIL An Chomhairle um Thaighde in Éirinn". Below this, the main content area is divided into two sections. The first section, "Welcome to Your Profile", contains three links: "Browser Support Information" (with a list of supported browsers: Firefox, Google Chrome, and Internet Explorer), "Current Researchers" (with a description: "Click here for a list of all currently funded researchers."), and "Change Password" (with a description: "Click here to change your password"). The second section, "Open Calls 2016", contains four links: "My Assigned Applications" (description: "Click here to see list of projects which are assigned to you."), "Preview Applications in Draft Status" (description: "Click here to preview applications in Draft which are assigned to you."), "Supervisor Assigned Postgraduate Applications" (description: "Click here to view postgraduate applications for which you have been nominated as a Supervisor."), and "Supervisor Instructions" (description: "Click here to view guidelines.>").

You will not be able to create and submit your Supervisor form until the Applicant has submitted their application. However, you can preview the application details by clicking on the 'Preview Applications in Draft Status' icon on the home page:

**IRISH RESEARCH COUNCIL**  
An Chomhairle um Thaighde in Eirinn

**Welcome to Your Profile**

**Browser Support Information**  
Supported browsers:  
Firefox (last 2 most recent versions),  
Google Chrome (last 2 most recent versions),  
Internet Explorer (version 7 or higher).

**Current Researchers**  
Click here for a list of all currently funded researchers

**Change Password**  
Click here to change your password

**Click here to see draft applications on which you are named as supervisor**

**Open Calls 2016**

**My Assigned Applications**  
Click here to see list of projects which are assigned to you.

**Preview Applications in Draft Status**  
Click here to preview applications in **Draft** which are assigned to you.

**Supervisor Assigned Postgraduate Applications**  
Click here to view postgraduate applications for which you have been nominated as a **Supervisor**.

**Academic Supervisor Interim Progress Reports**  
Click on this icon to create and submit your Postgraduate Supervisor Interim Progress Report.

**Supervisor Instructions**  
Click here to view guidelines.

The following screen will appear:

My Assigned Applications in Draft				Status of application		
Project ID	Application Type	Applicant	Project Title	Grant Status	My Association with Project	Preview Project
EPBPPG/2016/007	Employment Based Programme	Fake Applicant 3	velit esse quam nihil molestiae consequatur, vel illum qui dolorem eum fugiat quo voluptas nulla pariatur??	Draft	Supervisor	Print (PDF)

**Click here to view draft application**


Click on the 'Print (PDF)' button beside any application to see the application. (The status of applications to which you have been assigned is also detailed on this page.)


## Creating your Supervisor Form

To create your Supervisor form, click on the 'Supervisor Assigned Postgraduate Applications' icon on the 'Home' screen:

### Open Calls

**Preview Applications in Draft Status**  
Click here to preview applications in **Draft** which are assigned to you.

**Supervisor Assigned Postgraduate Applications**  
Click here to view postgraduate applications for which you have been nominated as a **Supervisor**.

**My Submitted Forms**  
Click here to view all forms you have submitted.

The following screen will appear:

My Assigned Applications in Draft				Status of application		
Project ID	Application Type	Applicant	Project Title	Grant Status	My Association with Project	Preview Project
EBPPG/2016/007	Employment Based Programme		velit esse quam nihil molestiae consequatur, vel illum qui dolorem eum fugiat quo voluptas nulla pariatur?"	Draft	Supervisor	<a href="#">Print (PDF)</a>

[Click here to view draft application](#)

Once you click on 'Create', the supervisor form will appear. Please complete this as instructed:

**New Activity**

Click on this link [GUIDELINES](#) to view the 2016 Guide for Supervisors.

1. You have been nominated as a Supervisor for this application which is being made to Irish Research Council.
2. Please complete the Supervisor form here and submit to Irish Research Council when complete by clicking the **Submit** button at the bottom of the screen.
3. If you don't want to complete the form right now, you can save a draft by clicking **Save Draft** at the bottom of the screen and return later.
4. Should you experience any technical issues please contact us by sending an email to [postgrad@research.ie](mailto:postgrad@research.ie) with details of the issue, the project ID and the applicant's name.
5. The deadline for submitting your form is exactly 4pm (Ireland time) 10th February 2016.

View Application Details: [Print \(PDF\)](#)

Supervisor Print Form: [View Form](#)

\* Form in Irish?:

English Translation: Click Save before adding attachment

---

**Applicant Details**

Applicant Name: Fake Applicant2

Project Title: test

[Save Draft](#) [Submit](#)

Note: The screenshot above is just an example of the sections that are required and does not include all the sections that need to be filled out. Please scroll the page to see all questions.

Your form can be saved by clicking on the **Save Draft** button at the bottom of the screen. Do not click away to another tab or desktop until information has been saved, as you may lose information.

**Activity**

- affirm that the necessary resources (e.g. books, equipment) are available to progress the work.
- the assistance that the applicant will receive to help them integrate into their new environment (if applicable)? For example, assistance with setting up tax arrangements, language courses etc.

**Supervisor Declaration**

\* I hereby declare that I have read and accept the Supervisor requirements for this scheme as set out in the associated Terms and Conditions and Guide for Applicant Research Council [WEBSITE](#).

I Agree

\* I confirm that the information supplied in this Supervisor Form is correct:

I agree

[Click here to save your form](#)

↓

**Save Draft** **Submit**

### Editing the Supervisor form

Once you have created and saved a draft of your form, you can log out and back in as many times as you wish prior to the deadline and edit the form by clicking on **Edit**:

Welcome: Fake Academic Supervisor1  
Home | Profile | Logout

**Supervisor Assigned Postgraduate Applications**

Project ID	Application Type	Applicant	Project Title	Grant Status	View Application	New Supervisor Form
EBPPG/2016/007	Employment Based Programme	Fake Applicant2	Test Application	Application Received	<a href="#">Print (PDF)</a>	Form Created

Supervisor Reference Form	Supervisor Supported	Form Status	Last Modified Date
<a href="#">Edit</a>		Draft	

[Click here to edit your supervisor form](#)

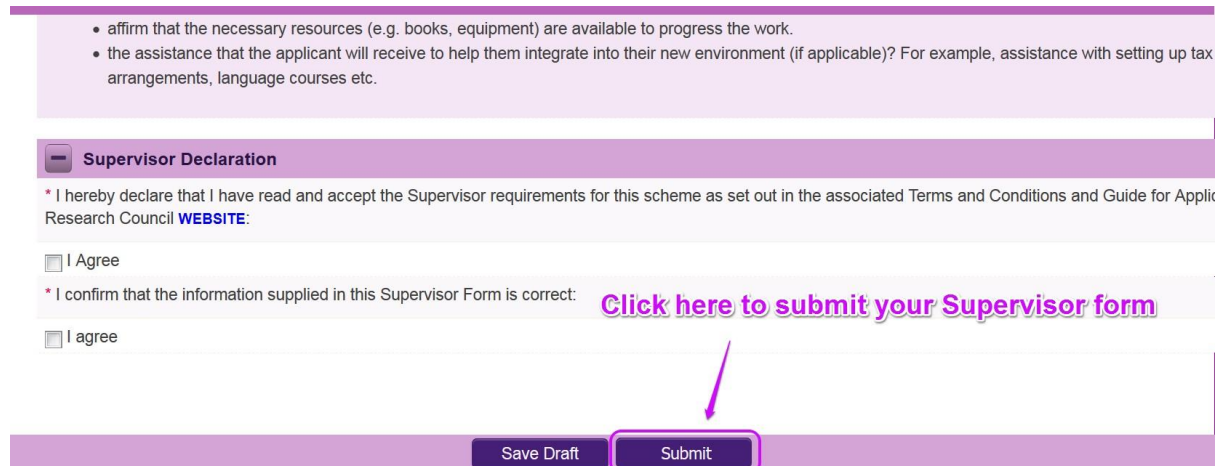
Once you click the 'Edit' button, your previously saved form will open.



## Submitting the Supervisor Form

Once you submit your form no changes can be made so please ensure you are satisfied with all the content of the form before you click 'Submit' and 'OK'.

To finally submit the form, open the draft form and check you are satisfied with the information you have inputted. If satisfied, click the **Submit** button at the bottom right of the screen:



• affirm that the necessary resources (e.g. books, equipment) are available to progress the work.

• the assistance that the applicant will receive to help them integrate into their new environment (if applicable)? For example, assistance with setting up tax arrangements, language courses etc.

**Supervisor Declaration**

\* I hereby declare that I have read and accept the Supervisor requirements for this scheme as set out in the associated Terms and Conditions and Guide for Applicant Research Council [WEBSITE](#):

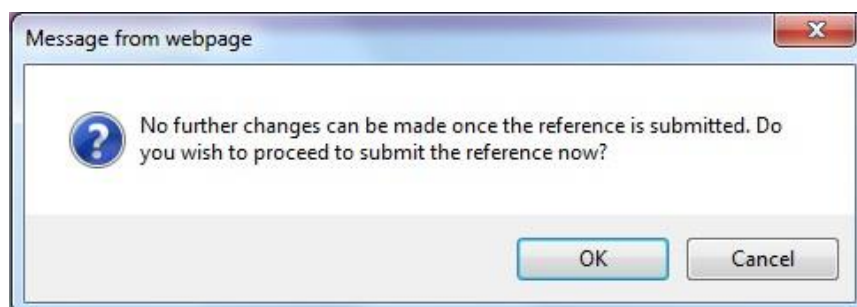
I Agree

\* I confirm that the information supplied in this Supervisor Form is correct: [Click here to submit your Supervisor form](#)

I agree

Save Draft Submit

The following message will appear:



If you are happy with the content of the form, **click OK**. Once you submit your form there will be no further changes permitted so please ensure you are satisfied with all the content of the form before you click 'Submit' and 'OK'.

## **Effects of Submitting the Form**

- Once submitted, you will be able to view the form in the **My Submitted Forms** section on your home page. However, you will **not** be able to edit it.



### **My Submitted Forms**

Click here to view all forms you have submitted.

- You will receive an email confirming receipt of your form.
- The Applicant's profile page will be updated to confirm that you have submitted the form.
- The Applicant will not have visibility of any information you have entered at any stage.