



**IRISH RESEARCH COUNCIL**  
An Chomhairle um Thaighde in Éirinn

### **Guide for Academic Mentors 2021**

**This document is provided to assist you in submitting an Academic Mentor's Form for applications under the 2021 Government of Ireland Postdoctoral Fellowship Scheme.**

**The deadline for submitting your reference is:  
exactly 4pm (Ireland time) Thursday 26 November 2020.**

**The Irish Research Council will only accept references through the online application system. Please do not send any hard copies of your reference to the Irish Research Council.**

**Note: Applications to the scheme will be deemed ineligible and will not be considered for funding if they do not have all the required participant forms (i.e. an Academic Mentor and two Referee forms) completed in full and submitted via the online system by this deadline.**

**Please read this document carefully prior to completing the reference.**

### **IMPORTANT NOTE:**

As per the Terms & Conditions 'an Academic Mentor at an Irish HEI/RPO is permitted to support more than one Fellow under each type of Postdoctoral Fellowship available in the 2021 call. The Irish Research Council funds individual Fellows to carry out original Research Projects. In instances where an Academic Mentor supports more than one Fellow, the Research Projects should be distinct and original with no significant overlap'.

Furthermore, the 'originality (relationship to the 'state-of-the-art') and innovative nature of the project' is a key evaluation criterion and therefore an important consideration.

### **1. HELP WITH TECHNICAL ISSUES**

- This document is provided to assist you in submitting a mentor form for applications under the 2021 Government of Ireland Postdoctoral Fellowship Scheme. Please read it carefully before submitting your form online.
- **The Irish Research Council will only accept mentor forms submitted through the online application system. Please do not send your form to the Irish Research Council by email or in hard copy. Please ensure that the email address [ircapps@research.ie](mailto:ircapps@research.ie) is on your 'safe senders' list. You may need to check with your IT department to ensure there is no issue with your organisation's internal firewall.**
- If you experience any technical issues, please clear the cache in your browser and continue. However if the issue persists, please contact us at [postdoc@research.ie](mailto:postdoc@research.ie). Where possible, please include the project ID, the browser you are using and, if appropriate, a screenshot of any error messages.
- **Please do not try to submit your mentor reference using a tablet e.g. Ipad, or a smartphone. You must use the online application system on your desktop browser.**
- The online system can only be successfully accessed and supported through the following browsers:
  - Internet Explorer: version 9.0 and higher
  - Firefox: two most recent versions<sup>1</sup>
  - Google Chrome: two most recent versions
  - Safari: two most recent versions<sup>1</sup>





**PLEASE NOTE:** The Online Application System (OLS) in some instances uses the terminology 'Mentor in Ireland' and it should be considered to be the same as 'Academic Mentor' as per the Terms and Conditions for this Scheme.

## 2. LOGGING ON TO THE SYSTEM

- Each higher education institution is responsible for registering their Mentors on the online system. When initially registered, you should have received an email containing your username (which is your email address), password, and a link to the login page. If you are not yet registered on the online system, please contact your research office to find out why.
- If you have lost or forgotten your password, navigate to the login page above and click 'forgot password?' A system-generated password will be forwarded to your email address. If you do not receive this email, please check your spam folder. Please note that it may take up to 15 minutes to receive the email containing your new password.
- You will not be able to create and submit your Mentor form until the applicant has submitted their application. Once logged in, the screen below will be displayed. Details of the application can be previewed by clicking on the '**preview applications in draft status**' icon.

**Shortcuts**

Open calls


-  Mentor assigned postdoctoral applications
-  Preview Mentor assigned applications (in draft and submitted)
-  Academic Mentor in Ireland Assigned CAROLINE Applications
-  Postdoctoral submitted forms  
[Click here to view all forms you have submitted.](#)

## 3. CREATING AND EDITING YOUR MENTOR FORM

- Click on the '**Mentor Assigned Postdoctoral Applications**' icon in order to view any postdoctoral applications awaiting your form.

**Shortcuts**

Open calls

-  Mentor assigned postdoctoral applications

- This will bring you to the following screen where you can create your form by clicking the '**create**' button.

## Mentor Assigned Postdoctoral Applications

Project ID	Applicant	Project Title	Grant Status	View Application	New Mentors Form
GOIPD/2020/6	Fake Applicant3	gkhkhkhkhjhkhkhkhk	Application Received	<a href="#">Print (PDF)</a>	<a href="#">Create</a>


- Once you have clicked **'create'**, the form will open in edit mode. You can then complete your mentor form. This form is an essential element of the application and all sections should be completed in full. The information you have entered can be saved at any time by clicking on the **'save draft'** button at the bottom of the screen. Please do not navigate to any other tab or browser until all the information you have entered has been saved.



- Mentors can access and edit their forms as often as necessary prior to submission by logging into the **'Preview Mentor Assigned Postdoctoral Applications'** section of the online system and clicking on the **'edit'** button below the relevant application.

### Shortcuts

#### Open calls

 **Mentor assigned postdoctoral applications**

- You can view the status of applications to which you have been assigned as per the screenshot below.

## Mentor Assigned Postdoctoral Applications

Project ID	Applicant	Project Title	Grant Status	View Application	New Mentors Form	Mentor Agreement	Form Status	Last Modified Date
GOIPD/2020/6	Fake Applicant3	gkhkhkhkhjhkhkhkhk	Application Received	<a href="#">Print (PDF)</a>	Form Created	<a href="#">Edit</a>	Draft	29/09/2019

- Once you have created your form, you can log out and back in as many times as you want (up until the deadline) and edit the form by simply clicking on **Edit**.
- Your data can be saved by clicking on the **Save Draft** button at the bottom left of the screen. **Do not click away to another tab or desktop until information has been saved, as you may lose information otherwise.**

**Applicant Details**

Applicant Name: Fake Applicant4

Project Title:

Primary Area: Biological Sciences A

Discipline: Plant sciences, Botany

---

**Academic Mentor Details**

Irish Research Body/Research Performing Organisation (RPO): Test University

Academic Mentor's Name: Fake Employment Mentor1

Click here to 'Save Draft'

Save Draft Submit

#### 4. SUBMITTING YOUR MENTOR FORM

- To finally submit the form you must open your Mentor Form. Check you are satisfied with the information you have inputted and then click the **Submit** button at the bottom right of the screen.

**Applicant Details**

Applicant Name: Fake Applicant4

Project Title:

Primary Area: Biological Sciences A

Discipline: Plant sciences, Botany

---

**Academic Mentor Details**

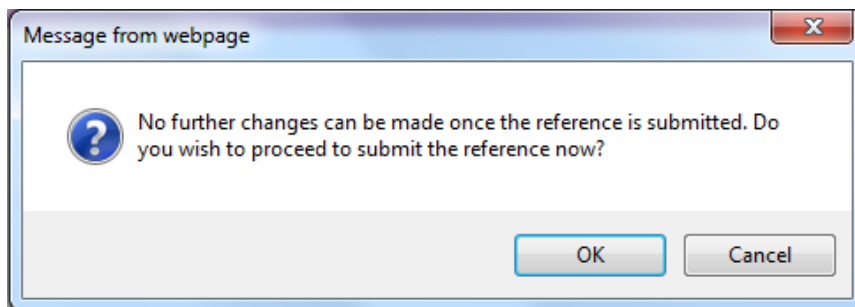
Irish Research Body/Research Performing Organisation (RPO): Test University

Academic Mentor's Name: Fake Employment Mentor1

Click here to 'Submit'

Save Draft Submit

- The following box will appear. If you are happy with the content of the form, click OK. Note: Once you submit your form there will be no further changes permitted so please ensure you are satisfied with all the content of the form before you click 'Submit' and 'OK'.



- If you are happy with the content of the form, click 'ok'. **Please note that no changes can be made to a mentor form once it has been submitted. It is therefore vital that you are completely satisfied with the content of your form prior to final submission.**
- Once submitted, you will receive an automated email confirming receipt of your form.
- The following message will be displayed once your form has been submitted successfully.



## Submission Successful

Project ID:



Project Title:



---

### 5. EFFECTS OF SUBMITTING THE FORM

- Once submitted, you will be able to view the form in the **Postdoctoral Submitted Forms** section on your home page. However, you will **not** be able to edit it.



#### Postdoctoral submitted forms

Click here to view all forms you have submitted.

- You will receive an email confirming receipt of your form.
- The applicant's online profile will be updated to confirm your form has been submitted.
- **Please note that the applicant does not have visibility of information you have entered in your form at any stage.**

### Technical

If you experience any problems, please clear the cache in your browser and continue.

Please contact [postdoc@research.ie](mailto:postdoc@research.ie), **before the mentor deadline** should you experience any difficulties.

**The Deadline for submitting your reference is:  
exactly 4pm (Ireland time) Thursday 26 November 2020**